



# Preschool Lesson



## Lesson 3: Show Me The Way



### Whatchagaddaknow:

"If I Follow God, He Will Show Me The Way!"



### Power Verse:

"The Lord says, 'I will guide you along the best pathway for your life. I will advise you and watch over you.'"

- Psalm 32:8

### Before the Lesson

- \* Collect the items for the activities you plan to use, referring to the Classroom Supplies and Lesson Manual Supplies listed in the chart.
- \* Pray for your students and for God's direction in teaching the class.

### This Lesson at a Glance

Activity	Classroom Supplies	Lesson Manual Supplies
Bible Story – This week, the kids will learn from the story of God leading his people through the wilderness (Exodus 13).		Bible Story Pictures (pg. 6-8)
Hands-On-Learning – The kids will learn that God will lead them, and they are never alone!	Flashlight, phone, map	
Craft Option #1 – Bible Story Coloring Page	Crayons or markers	Bible Story Coloring Page Print Piece (pg. 9)
Craft Option #2 - Pillar Of Cloud & Fire Craft	Crayons or markers, glue, cotton balls, orange & red tissue paper, cardstock	Pillar Of Cloud & Fire Craft Print Piece (pg. 10)
Craft Option #3 – God Shows Me The Way Coloring Page	Crayons or markers	God Shows Me The Way Coloring Page Print Piece (pg. 11)



# **Bible Story**

**Supplies Needed:** Bible Story Pictures (provided on pg. 6-8)

**Teacher Instruction:** Before class begins, print the Bible Story Pictures. Have the children gathered around so they can see the pictures.

**Say-** Moses and the Israelites had left Egypt because God had set them free from slavery. Millions of Israelites followed Moses because he told them God had promised them a new land.

**Say-** So, the Israelites went out into the wilderness (*show pic*) on their way to the Promised Land. There was one problem. They had no idea WHERE this Promised Land was. Uh oh!

**Say-** What do you think they did? Did they just wander around wondering where to go? No way! God promised them a new home. So, God was going to show them the way. (*show pic*)

**Say-** Moses and the Israelites looked and saw a giant pillar of cloud in the distance. God sent the pillar of cloud so that the Israelites could follow it during the day. The pillar of cloud led them, and they followed. Isn't that cool?

**Say-** What about at night? You can't really see a pillar of cloud when it is dark outside!

**Say-** God also provided a pillar of fire (*show pic*) for them to follow when it was night. How awesome!

**Say-** God didn't leave the Israelites alone with no help. When they needed to know which way to go, God showed them the way! He sent a pillar of cloud during the day and a pillar of fire at night.

**Say-** God always shows us the way!

**Pray**



# Hands-On Learning

*Supplies Needed: A flashlight; phone; map*

*Teacher Instruction: Before class begins, gather classroom materials. Have the children gathered around so they can see any illustration materials.*

**Ask-** Have you ever been lost before?

**-Allow time for responses-**

**Say-** Maybe you got separated from your mom or dad, and you couldn't find them for a minute. That can feel really scary!

**Ask-** Have you ever turned the wrong way in a hallway?

**-Allow time for responses-**

**Say-** Maybe you couldn't find your class or the way back to the right room. Uh-oh!

**Say-** Being lost can feel confusing or a little scary. When we get lost, we all want help finding our way!

**Say-** A long, long time ago, God's people, the Israelites, were in the desert. They had just left Egypt, and they were headed to a new home called the Promised Land. But guess what? They didn't know the way!

**Say-** They were lost in the big, hot, wide desert... with no signs or streets or maps!

**Say-** *(Hold up a pretend or real map)* Hmm... what if they had a map? That would help, right? But... the Israelites didn't have maps like this.

**Say-** *(Hold up a phone)* Or what about a phone? Maybe they could just call someone for directions! Wait a minute... did they have phones back then?

**-Allow time for responses-**

**Say-** Nope! No phones in Bible times!

**Say-** *(Turn off the lights)* What about at night? It gets really dark in the desert. They needed something to help them see!

**Say-** *(Turn on the flashlight)* Flashlights help us see in the dark! But... guess what? The Israelites didn't have flashlights either.

*(Continued on next page)*



# **Hands-On Learning**

*(Continued)*

**Ask-** So what were they going to do? How would they know where to go? The good news is... they had something even better than maps, phones, or flashlights. They had GOD! And God showed them the way.

**Say-** In the daytime, God went in front of them like a big, fluffy cloud! They followed the cloud. And at night, God went in front of them like a bright, glowing fire! They followed the fire.

**Say-** God led them every step of the way. They were never alone!

**Ask-** Do you think God still leads us today?

**-Allow time for responses-**

**Say-** Yes! When we feel lost or don't know what to do, we can ask God to help us. God is with us, just like He was with the Israelites. He doesn't leave us. He shows us the way!

**Say-** We can trust Him to lead us, because God loves us and knows exactly where we should go.

**Say-** Say this with me: If I follow God, He will show me the way! *(Say the phrase aloud with the kids)*

**Pray**



## **Craft #1: Bible Story Coloring Page**

**Supplies Needed:** Bible Story Coloring Page Print Piece (provided on pg. 9); Crayons or markers

**Teacher Instruction:** Before class begins, print the Bible Story Coloring Page Print Piece. Make sure you have enough for each kid to have one. Gather the classroom materials as well. Have the kids sit in an area that is appropriate for coloring.

**How To Do Craft** - Kids can color freely as they choose.



## **Craft #2: Pillar Of Cloud & Fire Craft**

**Supplies Needed:** Pillar Of Cloud & Fire Craft Print Piece (provided on pg. 10); Crayons or Markers, Glue, Cotton Balls, Orange & Red Tissue Paper, Cardstock

**Teacher Instruction:** Before class begins, print the Pillar Of Cloud & Fire Craft Print Pieces. This will work best if printed on cardstock. Make sure you have enough craft pages for each kid to have one. Gather the classroom materials as well. Have the kids sit in an area that is appropriate for crafting.

**How To Do Craft** - Allow the kids to decorate the design using crayons or markers. Assist the kids in gluing cotton balls to the pillar of cloud and small pieces of tissue paper to the pillar of fire. As you help the kids with the craft, talk about how God will show us the way!



## **Craft #3: God Shows Me The Way Coloring Page**

**Supplies Needed:** God Shows Me The Way Coloring Page Print Piece (provided on pg. 11); Crayons or markers


**Teacher Instruction:** Before class begins, print the God Shows Me The Way Coloring Page Print Pieces. Make sure you have enough for each kid to have one. Gather the classroom materials as well. Have the kids sit in an area that is appropriate for coloring.

**How To Do Craft** - Kids can color freely as they choose.




















**GOD SHOWED HIS PEOPLE THE WAY WITH A PILLAR OF CLOUD BY DAY AND A PILLAR OF FIRE BY NIGHT!**



**GOD SHOWED HIS PEOPLE THE WAY WITH A PILLAR OF CLOUD BY DAY AND A PILLAR OF FIRE BY NIGHT!**



**IF I FOLLOW GOD, HE WILL SHOW ME THE WAY!**